Ozelle

Reshapes Diagnostics

The 4th Generation of Hematology Analysis
AI × CBM | Complete Blood Morphology



Morphology. Intelligence. Speed.

O-Cyte 1 Automated Hematology Analyzer

O-Cyte 1

Compact by Design.
Modular for Clinical Practice.

Morphology Intelligence
AI × CBM: Turning Cell Images into Clinical Insight

Maintenance-Free
Fluidics Contained in Consumables
Cleaner by Design



Service-Ready Modular Design
Rapid Module Replacement
Faster Service Recovery

Flexible Throughput Expansion
From Standalone Operation to Cascaded Expansion

The 4th Generation of Hematology Analysis
AI × CBM | Complete Blood Morphology

37 Parameters

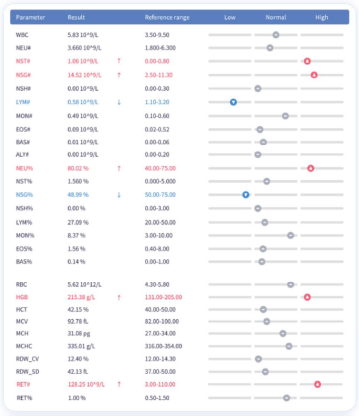

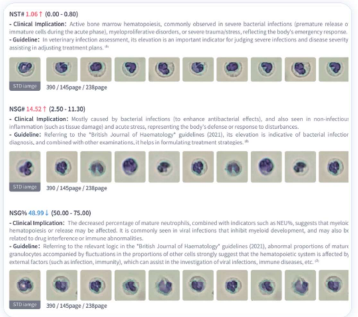

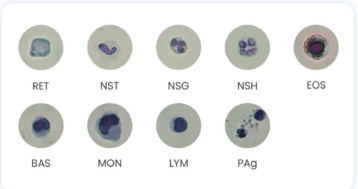

Beyond Parameters
- Real cell images reveal cellular subtypes and abnormalities beyond conventional parameters

Traceable Evidence
- Each AI classification is backed by image-based evidence

Standardized Interpretation
- AI-assisted morphology analysis supports consistent evaluation

Automated Hematology Workflow
From Sample In to Clinical Insight

Efficient Batch Loading
- Random tube placement
- Automatic barcode identification
- 25-position batch loading

* Automated loading & unloading available

Built for Morphology Accuracy
- Minimal overlap imaging
- Consistent image acquisition

Clearer Results, Faster Decisions
- Key findings highlighted
- Images, histograms, and morphology insights
- Multi-dimensional evidence for review



Sample In

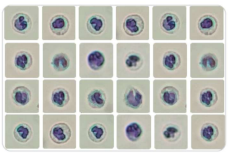

Single-Cell Imaging



Clinical Insight

01 02 03 04 05

Automated Preparation



Hands-Free Sample Handling
- Auto mixing
- Closed-tube piercing
- STAT priority mode

AI Recognition

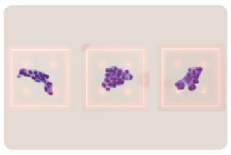

Morphology Beyond Counting
- Image-based classification
- Abnormal cell detection
- Adaptive AI analysis

Reliability Engineered Into the System
Designed for Continuous Clinical Operation

Closed-Fluidics Architecture
- Reduced carryover risk. Cleaner operation
- Extended service intervals. Minimal maintenance

Modular System Architecture

Designed for Rapid Recovery
- Quick module replacement
- Reduced operational downtime

Scalable by Design

Up to **60 T/H** Standalone

Up to **360 T/H** Cascaded

- Expand capacity without replacing the system



Performance at a Glance

Parameters	WBC, NEU#, NST#, NSG#, NSH#, LYM#, MON#, EOS#, BAS#, ALY#, NEU%, NST%, NSG%, NSH%, LYM%, MON%, EOS%, BAS%, RBC, HGB, HCT, MCV, MCH, MCHC, RDW_CV, RDW_SD, RET*, RET%*, PLT, MPV, PDW, PCT, PAg, P_LCC, P_LCR, NLR, PLR
Sample Types	Whole Blood, Capillary Blood, Predilution Mode
Sample Loading Capacity	25 Samples (5 × 5 Racks)
Connectivity	LIS/HIS, USB, RJ45, WiFi, Bluetooth
Sampling Modes	STAT Mode / Auto Loader Mode
Throughput	Up to 60 T/H Standalone, Up to 360 T/H Cascaded
QC	Internal Morphology Liquid QC Supported



info@ozellepoct.com

www.ozellemed.com